

- Home
- Journal Rankings
- Journal Search
- Country Rankings
- Country Search
- Compare
- Map Generator
- Help
- About Us

Show this information in your own website

International Journal of Advancements in Computing Technology

Indicator	2005-2012	Value
SJR		0.65
Cites per doc		4.08
Total cites		1617

www.scimagojr.com

Display journal title

Just copy the code below and paste within your html page:  
<a href="http://www.scimagojr.

? How to cite this website?

Follow us:



SJR is developed by:



### Journal Search

Search query

 in **Journal Title** 

Exact phrase

### International Journal of Advancements in Computing Technology

Country: [South Korea](#)

Subject Area: [Computer Science](#)

Subject Category: [Computer Science \(miscellaneous\)](#)

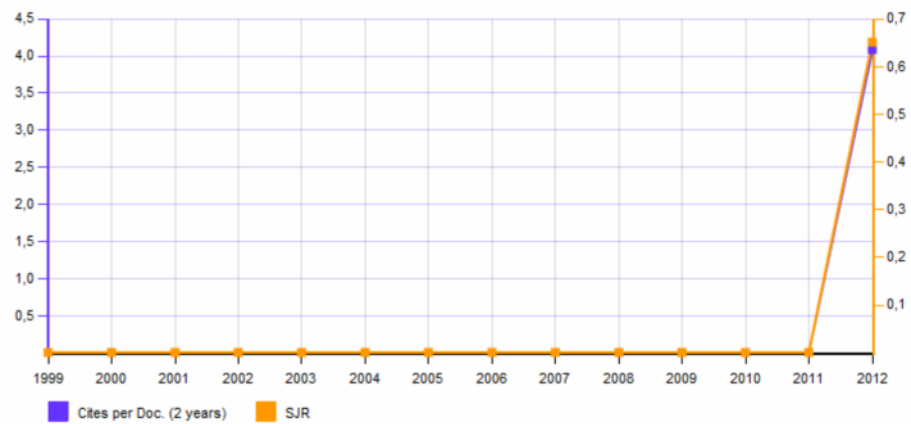
Publisher: [Advanced Institute of Convergence Information Technology Research Center](#). Publication type: Journals. ISSN: 20058039

Coverage: 2011-2013

H Index: 16

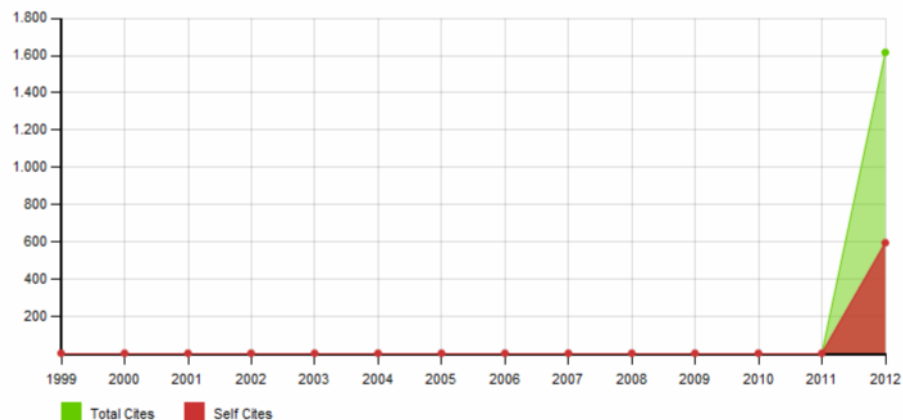
[Charts](#) [Data](#)

#### SJR indicator vs. Cites per Doc (2y)



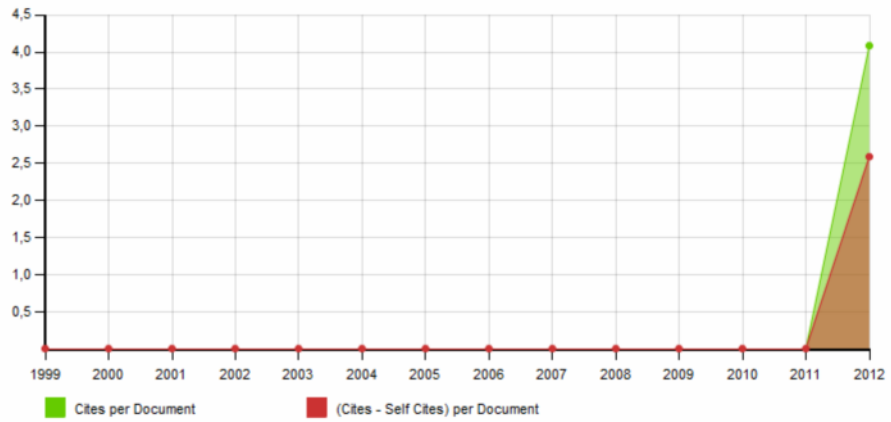
The SJR indicator measures the scientific influence of the average article in a journal, it expresses how central to the global scientific discussion an average article of the journal is. Cites per Doc. (2y) measures the scientific impact of an average article published in the journal, it is computed using the same formula that journal impact factor™(Thomson Reuters).

#### Citation vs. Self-Citation



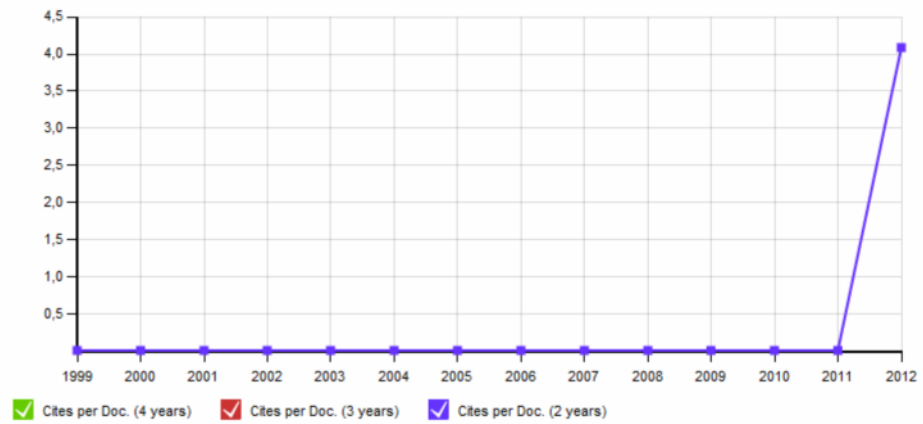
Evolution of the total number of citations and journal's self-citations received by a journal's published documents during the three previous years.

### Cites per Document vs. External Cites per Document



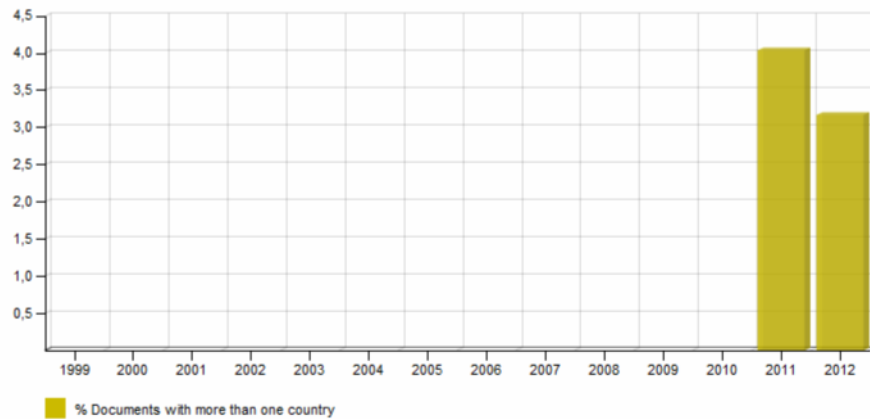
Evolution of the number of total cites per document and external cites per document (i.e. journal self-citations removed) received by a journal's published documents during the three previous years.

### Cites per Document in 2, 3 and 4 years windows



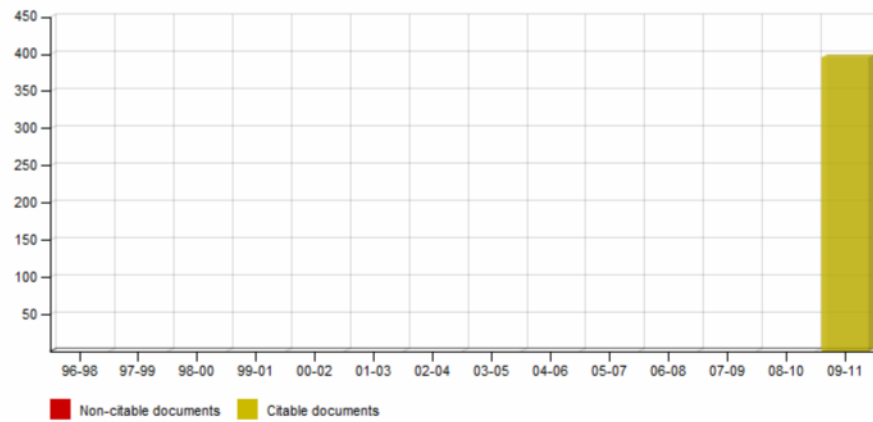
Evolution of Citations per Document to a journal's published documents during the two, three and four previous years. The two years line is equivalent to journal impact factor™ (Thomson Reuters) metric.

### International Collaboration



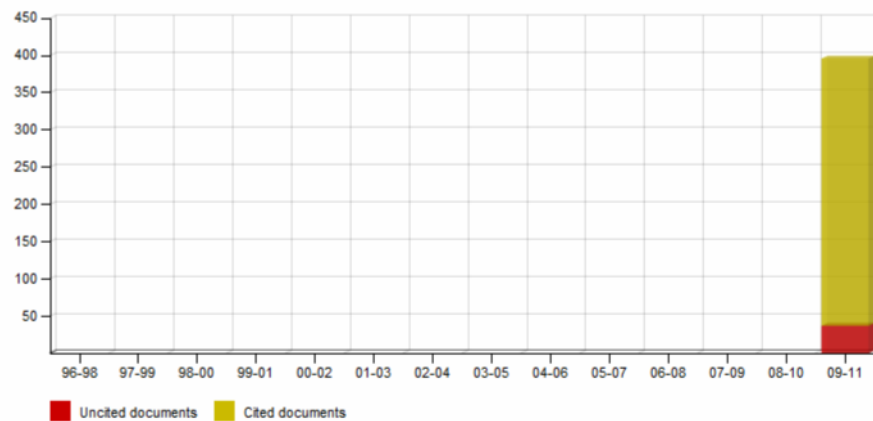
International Collaboration accounts for the articles that have been produced by researchers from several countries. The chart shows the ratio of a journal's documents signed by researchers from more than one country.

### Journal's Citable vs. Non Citable Documents



Not every article in a journal is considered primary research and therefore "citable", this chart shows the ratio of a journal's articles including substantial research (research articles, conference papers and reviews) in three year windows.

### Journal's Cited vs. Uncited Documents



Ratio of a journal's items, grouped in three years windows, that have been cited at least once vs. those not cited during the following year.